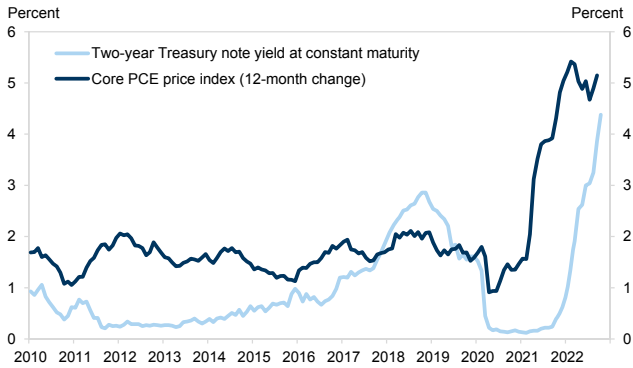


Asia Views: 2023 Outlook: Inflation Peaks and Growth Troughs

1. The year 2022 has been a tumultuous one in Asian (and global) financial markets. A surge in inflation drove an abrupt repricing of global rates – with the US 2y Treasury yield up roughly 400bp over the past year ([Exhibit 1](#)). Most of the Asia-Pacific region reopened from Covid, but China doubled down on containing the virus—suppressing economic activity. Russia’s invasion of Ukraine pushed global commodity prices higher. Xi Jinping consolidated power at China’s 20th Party Congress, and US-China tensions escalated. Most of these events proved challenging for regional asset prices, with bonds, equities, and regional currencies all taking a beating ([Exhibit 2](#)). Despite the headwinds, and a material slowdown in global growth, much of the region (ex-China/HK) still posted above-trend growth, with particularly strong activity in India and Southeast Asia.

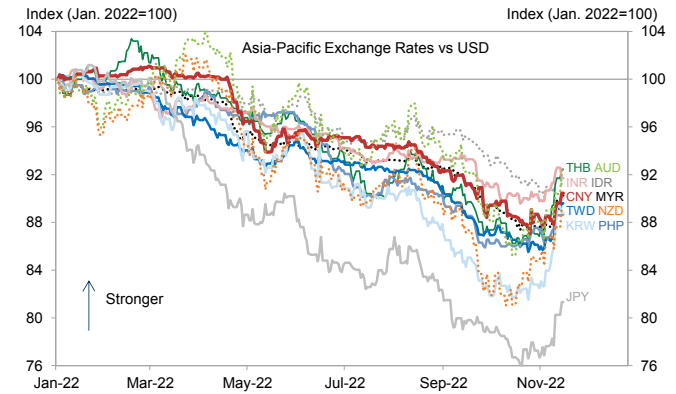
Andrew Tilton
+852-2978-1802 | andrew.tilton@gs.com
Goldman Sachs (Asia) L.L.C.

Exhibit 1: A surge in inflation and interest rates



Source: Haver Analytics

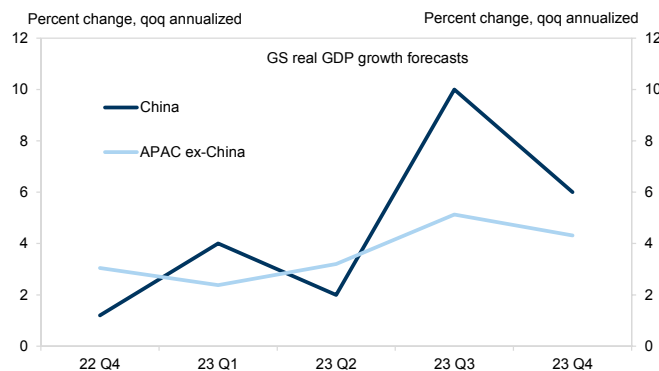
Exhibit 2: Regional currencies weakened sharply through October



Source: Bloomberg, Goldman Sachs Global Investment Research

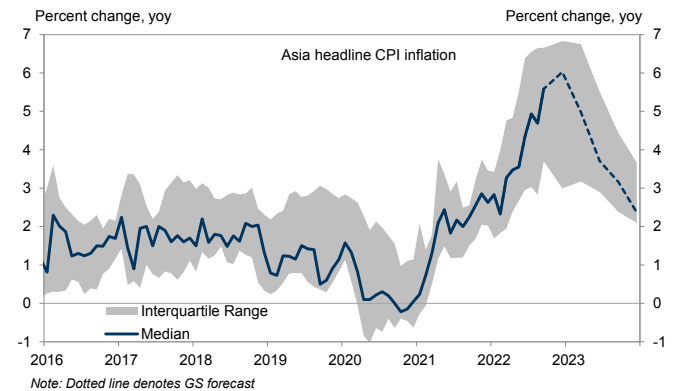
2. Looking ahead to 2023, economic growth is likely to start the year on the weak side across most of the Asia-Pacific – as a fading reopening boost, slowing global manufacturing cycle, and past monetary tightening weigh on activity. As these headwinds fade and China’s reopening gets underway, we expect growth to reaccelerate. While most of our GDP forecasts are a little below consensus for 2023 as a whole, we are more positive on second-half growth, particularly in China (Exhibit 3). In contrast, inflation is likely to come off the boil as commodity price gains slow or reverse, regional currencies stabilize, and soft growth tempers domestic price pressures (Exhibit 4). These conditions should allow Asia-Pacific central banks to stop hiking in Q1 or Q2 and, in a few cases, begin contemplating cuts late in the year. (See tables at the end of this report for our updated growth, inflation, and policy views.) This improving growth/inflation tradeoff sets up potentially better outcomes for regional asset markets in 2023.

Exhibit 3: Growth weak now, better in late 2023



Source: Goldman Sachs Global Investment Research

Exhibit 4: Regional inflation close to a peak

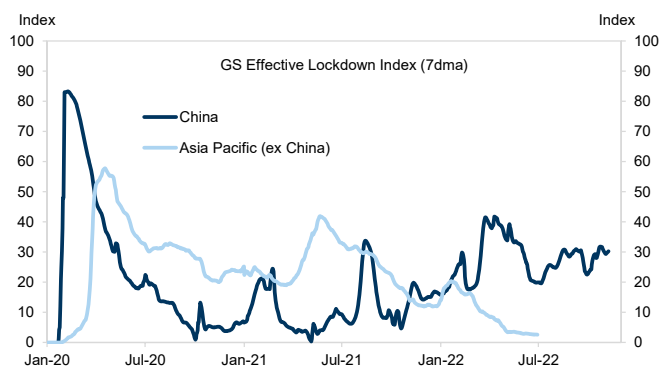


Source: Haver Analytics, Goldman Sachs Global Investment Research

3. China’s economy faces a trifecta of growth challenges as 2023 approaches. First, the combination of a zero-Covid stance and more infectious Omicron variants of the coronavirus has led to significant restrictions, with our Effective Lockdown Index around 30 (versus an average of less than 10 in 2021 – see Exhibit 5) but daily reported cases nonetheless rising towards record levels. Second, the property sector slump continues, as regulatory controls on credit front-loaded an inevitable demographic downturn,

creating uncertainty around the viability of private developers and pushing down sales and construction (Exhibit 6). Third, China's pandemic-era export boom is clearly fading. Though the country reported a trade surplus of >\$100bn in July, the largest in world history, exports are now down slightly year-over-year and are likely to be sluggish going forward. Collectively, these forces have pushed down official GDP growth to what looks likely to be 3% for 2022 as a whole, and contributed to material slack in the labor market, with youth (16-24yo) unemployment at 17.9%, nearly double its pre-Covid level.

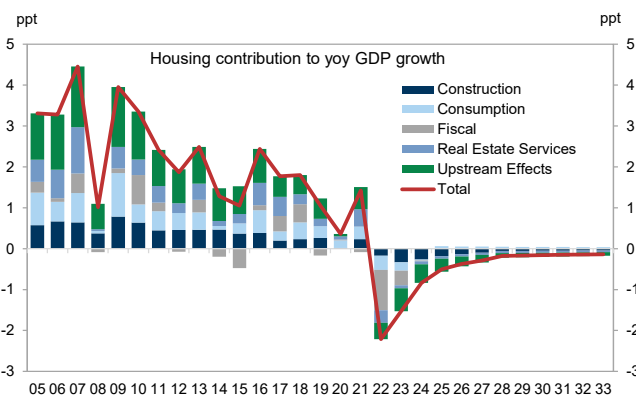
Exhibit 5: China's Covid restrictions remain elevated



Last accessed: July 3, 2022

Source: Goldman Sachs Global Investment Research, University of Oxford (covidtracker.bsg.ox.ac.uk), Google LLC "Google COVID-19 Community Mobility Reports", Wind

Exhibit 6: Property drag on China's economy to fade in 2023 and beyond



Source: Haver Analytics, Goldman Sachs Global Investment Research

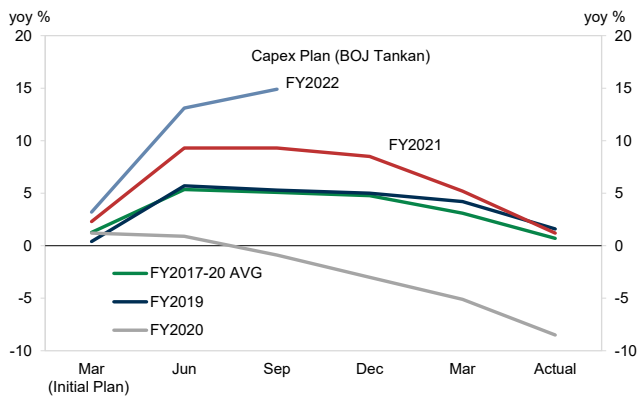
4. In response, China's policymakers are beginning to "pivot." October's 20th Communist Party Congress had left many observers concerned that growth would take a backseat to other policy objectives (more on this below). But even if leaders' priorities have shifted, a very weak economy—as suggested by the latest October macro data—ultimately could be destabilizing and put other goals at risk. Policymakers have already rolled out Covid policy adjustments—not dramatic changes, but an encouraging signal that more significant reopening steps could be in store in 2023. We expect China to begin easing zero-Covid policies in earnest shortly after March's Two Sessions, though reopening will likely take several quarters, pausing during significant resurgence of the virus. Similarly, policymakers' new support measures related to the property sector don't resolve default risks, but should ease short-term funding pressures, buying time to consider further steps at December's Central Economic Work Conference and the Two Sessions. Broad macro policy is likely to remain supportive into early 2023, though will be dialed back somewhat once growth improves. We think reopening, a shallower pace of decline in property activity, and a recovery in the global goods cycle could collectively push China's GDP growth from well below trend in H1 (3% annualized) to well above trend in H2 (8%).

5. China-US tensions escalated this year. Despite China's apparent adherence to US sanctions on Russia, the "no limits" Russia-China partnership and increased imports of Russian commodities rankled US officials. From China's perspective, US House Speaker Nancy Pelosi's visit to Taiwan in August crossed a key "red line." Just prior to the 20th Party Congress, the US imposed export controls on advanced semiconductor chips and the equipment and software necessary to manufacture them, a potential blow to

China’s stated goal of technological development that could impose a material drag on growth. President Xi’s consolidation of power at the 20th Party Congress, emphasis on “security”; and increased focus on Taiwan fanned US concerns. Increasingly, Chinese and US policymakers have appeared to be trapped in a classic “prisoner’s dilemma”, where a lack of trust leads to outcomes that are ultimately far from optimal for both sides. Against that low bar, this week’s meeting between presidents Xi and Biden at the G20 summit in Bali exceeded expectations, with both leaders indicating a desire to avoid conflict and resume working-level diplomatic exchanges

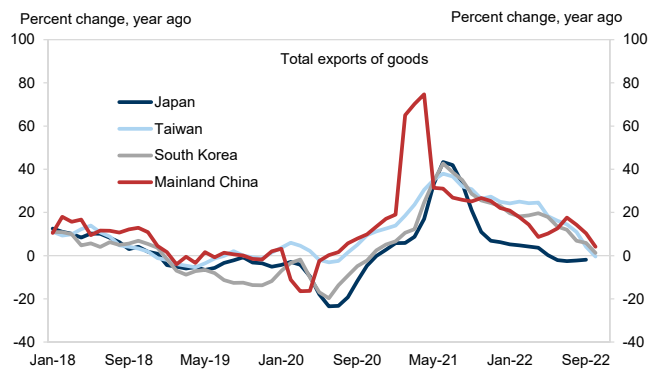
6. Japan’s reopening boost should fade over the next few quarters, but we expect labor market tightness to motivate faster capex growth (Exhibit 7), keeping overall GDP growth at 1.3% in 2023, a half-point above trend. Inflation should stabilize somewhat in 2023, as JPY depreciation eases, food price pressures fade, and government subsidies help to cap energy prices; wage growth has been picking up but is likely to remain well shy of the 3% pace the Bank of Japan thinks consistent with its CPI inflation target. The BOJ is set for a major leadership change in 2023: Governor Kuroda’s second term ends in April and those of the two deputy governors expire in March. Nonetheless, we do not expect a change in policy rates in 2023, given the risks of tightening amid slowing global growth and the Kishida administration’s revealed preference for fiscal policy as a tool to cushion inflation pressures on households. However, adjustments to the BOJ’s forward guidance and/or the yield curve control band are certainly possible.

Exhibit 7: Capex to power Japanese growth in 2023



Source: BoJ, data compiled by Goldman Sachs Global Investment Research

Exhibit 8: Deceleration in Asia goods trade

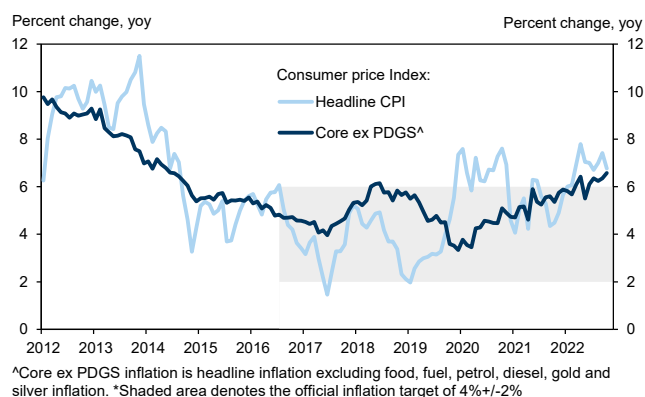


Source: Haver Analytics

7. The ebbing global goods cycle has been evident in northeast Asia in recent months, with South Korean and Taiwanese exports slowing sharply alongside those from mainland China (Exhibit 8). Culprits include a post-Covid global shift back from goods to services demand, weakness in the “tech cycle” as tighter financial conditions start to weigh on investment, and nascent inventory corrections in some sectors. We expect goods production and trade to remain soft into early 2023, keeping GDP growth in these economies below potential. CPI inflation in Korea and Taiwan has slowed in recent months (though in Korea it remains quite high at 5.7% yoy), and should decelerate further. In Korea, a surprise default on an asset-backed security guaranteed by a local government has led to elevated financial stress in recent weeks, but we do not expect systemic issues as the Bank of Korea and other regulators have acted quickly to provide liquidity.

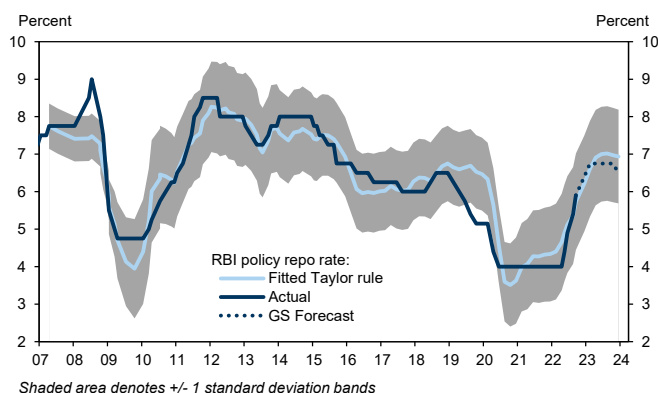
8. India is entering a window of strategic opportunity for reform and rapid development. Domestically, conditions have normalized after the damaging Covid pandemic. Demographic tailwinds will continue through the coming decade. Efforts to implement tax reforms (GST) and digital platforms (Aadhaar) under the current and previous governments are beginning to pay dividends. The political setup is conducive to further economic reforms as India's ruling BJP/NDA government has comfortable majorities, with the next general election 18 months away. Internationally, global firms are looking to diversify sources of supply ("China +1"), and India presents a potentially attractive consumer market over the long term, a favorable backdrop for PM Modi's "Make in India" initiative. Given its strategic importance, India has stayed on good terms with both the West and Russia, allowing it to continue trading with the latter. In short, if India can continue economic reform, it has a golden opportunity to attract foreign investment and boost potential growth beyond the 6% we estimate currently. Policymakers are also likely to ease barriers to foreign portfolio inflows, in our view, with an effort to achieve inclusion in global bond indexes in coming years. Key risks include ongoing current account deficits, above-target inflation ([Exhibit 9](#)), and still-negative real policy rates, all of which point to further RBI hikes in the near term ([Exhibit 10](#)).

Exhibit 9: Underlying inflation still grinding higher in India



Source: Goldman Sachs Global Investment Research, Haver Analytics, RBI

Exhibit 10: Our RBI "Taylor rule" suggests hiking cycle not yet finished



Source: Goldman Sachs Global Investment Research, Haver Analytics, Bloomberg, RBI

9. ASEAN economies could enjoy a privileged geopolitical position in coming years for similar reasons, as US-China rivalry drives both countries to invest and deepen ties in the region. Indonesia, Vietnam, and the Philippines all have young, relatively fast-growing populations of ~100m+ and should see potential growth of 4.5-6.5% in coming years. Thailand and Malaysia could post decent (~4%) growth next year on normalizing global tourism and travel, though each country faces some political uncertainty (including a general election in Malaysia in coming days). We forecast above-consensus CPI inflation and policy rates across all ASEAN economies in 2023. External balances are also in focus, with the Philippines' large current account deficit (2022E: 6.6% of GDP) to narrow only slightly in coming years given ongoing infra investment; alongside dwindling reserves this will keep pressure on BSP to stabilize the peso with rate hikes. Thailand's current account should move back near balance next year on a tourism rebound, while Indonesia's could return to deficit by 2024 on relatively strong growth and some erosion in the terms of trade.

10. In Australia and New Zealand, accelerating and broadening price pressures have kept pressure on central bankers to tighten, which in turn is likely to contribute to slower growth over the coming year (we forecast 1.9% real GDP growth in 2023 and 1.7% in 2024). The RBA's trimmed-mean CPI accelerated to 6.1% yoy in Q3, and ~70% of the inflation basket is now rising faster than 3% yoy (the upper bound of the RBA's inflation target band). The RBA downshifted to 25bp at its October meeting, which we think increases the risk of a longer tightening cycle (through May 2023) and higher terminal rate (4.1%). The story is qualitatively similar in New Zealand, but we expect the RBNZ to hike 75bp in its upcoming meeting before slowing and ultimately peaking at 5% in mid-2023. Both the RBA and RBNZ are apt to find space to ease modestly in 2024.

11. Risks are plentiful, but arguably more two-sided after this year's adjustments in the global economy and markets. Outside the region, the path of US inflation remains a critical uncertainty given this underlies the Fed tightening that has weighed so heavily on regional currencies and markets. On the growth outlook we are principally focused on the possibility that energy shocks and/or overtightening materially worsen prospects for key Asian export markets, especially the US and Europe. Any sign of a lasting ceasefire in Ukraine would of course be welcome. Within the region, the timing and extent of China's reopening is probably the biggest uncertainty.

12. Across markets, 2023 could mark a rotation away from "late reopeners" (South and Southeast Asian economies that outperformed this year) as policy tightens in those countries.

Exhibit 11: At or below-trend growth in most Asian economies in 2023**Real GDP Growth (year-over-year)**

	2021	2022		2023		Potential Growth (2023)
		GS	Consensus	GS	Consensus	
Asia ex-Japan	7.3	3.7	3.9	4.4	4.6	
China	8.1	3.0	3.3	4.5	4.8	4.2
India	8.3	6.9	7.1	5.9	5.8	6.0
South Korea	4.1	2.4	2.6	1.4	1.8	2.5
Hong Kong	6.3	-3.2	-1.2	2.5	3.0	2.8
Taiwan	6.6	2.8	3.2	1.9	2.3	2.5
ASEAN	3.9	5.7	5.4	4.3	4.7	
Singapore	7.6	3.7	3.7	1.5	2.6	2.2
Malaysia	3.1	9.2	7.2	4.0	4.3	4.3
Thailand	1.5	3.4	3.3	4.0	3.9	2.6
Indonesia	3.7	5.2	5.3	4.4	4.9	4.8
Philippines	5.7	7.2	6.8	5.8	5.7	6.1
Vietnam	2.6	7.0	7.3	5.8	6.5	6.5
Japan	1.7	1.5	1.6	1.3	1.4	0.8
Australia	4.9	4.0	4.0	1.9	2.0	2.1
New Zealand	5.6	2.4	2.2	1.8	1.6	2.4
USA	5.9	1.9	1.8	1.0	0.4	1.8
Euro area	5.3	3.3	3.1	-0.1	-0.1	0.9

Note: All forecasts are calculated on calendar year basis. India consensus is from IMF.

Potential growth is median of GS estimates for 2023-2025 for USA and Euro area.

Source: Bloomberg, Goldman Sachs Global Investment Research

Exhibit 12: Inflation remains on the high side in 2023 (ex-China)**Consumer Prices (year-over-year)**

	2021	2022		2023		Inflation Target/Range
		GS	Consensus	GS	Consensus	
Asia ex-Japan	2.3	4.4	4.4	3.9	3.3	
China	0.8	2.0	2.2	2.2	2.4	3.0^
India	5.1	6.8	6.7	6.1	5.3	2.0-6.0
South Korea	2.5	5.2	5.2	3.2	3.2	2.0
Hong Kong	1.6	2.0	2.0	2.4	2.3	-
Taiwan	2.0	3.0	3.0	1.6	1.8	0.0-2.0
ASEAN	2.2	4.9	4.8	4.6	3.5	
Singapore	2.3	6.4	6.0	5.8	3.7	1.0-2.0
Malaysia	2.5	3.5	3.3	4.2	2.6	-
Thailand	1.2	6.2	6.2	3.2	2.5	1.0-3.0
Indonesia	1.6	4.5	4.4	5.1	4.4	2.0-4.0
Philippines	3.9	5.7	5.4	5.1	4.2	2.0-4.0
Vietnam	1.8	3.2	3.5	4.3	3.7	4.0
Japan	-0.2	2.4	2.3	2.5	1.6	2.0
Australia	2.9	6.6	6.4	5.0	4.7	2.0-3.0
New Zealand	3.9	7.0	6.9	4.1	4.1	1.0-3.0
USA	4.7	8.0	8.1	3.8	4.1	2.0
Euro area	2.6	8.7	8.5	8.1	5.8	2.0

^We see the "target" as the upper band of the desirable range.

Note: All forecasts are calculated on calendar year basis. Bloomberg FY forecasts used for India consensus when quarterly figure not available

Source: Bloomberg, Goldman Sachs Global Investment Research

Exhibit 13: APAC policy rates to peak in early 2023

Policy Interest Rates (percent)

	Current	2022				2023			
	15-Nov	1Q	2Q	3Q	4QF	1QF	2QF	3QF	4QF
Asia ex-Japan									
China	2.00	2.10	2.10	2.00	2.00	2.00	2.00	2.00	2.00
India	5.90	4.00	4.90	5.90	6.40	6.75	6.75	6.75	6.50
South Korea	3.00	1.25	1.75	2.50	3.25	3.50	3.75	3.75	3.50
Hong Kong	-	-	-	-	-	-	-	-	-
Taiwan	1.63	1.38	1.50	1.63	1.75	1.88	2.00	2.00	2.00
ASEAN									
Singapore	-	-	-	-	-	-	-	-	-
Malaysia	2.75	1.75	2.00	2.50	2.75	3.25	3.50	3.50	3.50
Thailand	1.00	0.50	0.50	1.00	1.25	1.75	2.00	2.50	2.50
Indonesia	4.75	3.50	3.50	4.25	5.50	6.25	6.25	6.25	6.25
Philippines [^]	4.25	2.00	2.50	4.25	5.50	6.00	6.00	6.00	6.00
Vietnam	6.00	4.00	4.00	5.00	7.00	7.00	7.00	7.00	7.00
Japan	-0.10	-0.10	-0.10	-0.10	-0.10	-0.10	-0.10	-0.10	-0.10
Australia	2.85	0.10	0.85	2.35	3.10	3.60	4.10	4.10	4.10
New Zealand	3.50	1.00	2.00	3.00	4.25	4.75	5.00	5.00	5.00
USA	3.88	0.38	1.63	3.13	4.38	4.88	5.13	5.13	5.13
Euro area	1.50	-0.50	-0.50	0.75	2.00	2.75	3.00	3.00	3.00

Policy interest rates: China: 7-day OMO rate, India: repo rate; Korea: 7-day repo; Malaysia: overnight policy rate; Thailand: 1-day repo, Philippines: repo rate, Indonesia: 7-day reverse repo rate, Taiwan: rediscount rate; Vietnam: re-financing rate; USA: Fed funds effective rate; Euro Area: Deposit facility rate; Japan: Short-term policy rate.

[^]Starting from 2016 Q2, we forecast the overnight reverse repurchase facility (RRP) rate after BSP shifted to the IRC system.

We interpret this change as a purely operational change, not as a change in policy stance

Source: Haver Analytics, Goldman Sachs Global Investment Research

Disclosure Appendix

Reg AC

I, Andrew Tilton, hereby certify that all of the views expressed in this report accurately reflect my personal views, which have not been influenced by considerations of the firm's business or client relationships.

Unless otherwise stated, the individuals listed on the cover page of this report are analysts in Goldman Sachs' Global Investment Research division.

Disclosures

Regulatory disclosures

Disclosures required by United States laws and regulations

See company-specific regulatory disclosures above for any of the following disclosures required as to companies referred to in this report: manager or co-manager in a pending transaction; 1% or other ownership; compensation for certain services; types of client relationships; managed/co-managed public offerings in prior periods; directorships; for equity securities, market making and/or specialist role. Goldman Sachs trades or may trade as a principal in debt securities (or in related derivatives) of issuers discussed in this report.

The following are additional required disclosures: **Ownership and material conflicts of interest:** Goldman Sachs policy prohibits its analysts, professionals reporting to analysts and members of their households from owning securities of any company in the analyst's area of coverage.

Analyst compensation: Analysts are paid in part based on the profitability of Goldman Sachs, which includes investment banking revenues. **Analyst as officer or director:** Goldman Sachs policy generally prohibits its analysts, persons reporting to analysts or members of their households from serving as an officer, director or advisor of any company in the analyst's area of coverage. **Non-U.S. Analysts:** Non-U.S. analysts may not be associated persons of Goldman Sachs & Co. LLC and therefore may not be subject to FINRA Rule 2241 or FINRA Rule 2242 restrictions on communications with subject company, public appearances and trading securities held by the analysts.

Additional disclosures required under the laws and regulations of jurisdictions other than the United States

The following disclosures are those required by the jurisdiction indicated, except to the extent already made above pursuant to United States laws and regulations. **Australia:** Goldman Sachs Australia Pty Ltd and its affiliates are not authorised deposit-taking institutions (as that term is defined in the Banking Act 1959 (Cth)) in Australia and do not provide banking services, nor carry on a banking business, in Australia. This research, and any access to it, is intended only for "wholesale clients" within the meaning of the Australian Corporations Act, unless otherwise agreed by Goldman Sachs. In producing research reports, members of the Global Investment Research Division of Goldman Sachs Australia may attend site visits and other meetings hosted by the companies and other entities which are the subject of its research reports. In some instances the costs of such site visits or meetings may be met in part or in whole by the issuers concerned if Goldman Sachs Australia considers it is appropriate and reasonable in the specific circumstances relating to the site visit or meeting. To the extent that the contents of this document contains any financial product advice, it is general advice only and has been prepared by Goldman Sachs without taking into account a client's objectives, financial situation or needs. A client should, before acting on any such advice, consider the appropriateness of the advice having regard to the client's own objectives, financial situation and needs. A copy of certain Goldman Sachs Australia and New Zealand disclosure of interests and a copy of Goldman Sachs' Australia Sell-Side Research Independence Policy Statement are available at: <https://www.goldmansachs.com/disclosures/australia-new-zealand/index.html>. **Brazil:** Disclosure information in relation to CVM Resolution n. 20 is available at <https://www.gs.com/worldwide/brazil/area/gir/index.html>. Where applicable, the Brazil-registered analyst primarily responsible for the content of this research report, as defined in Article 20 of CVM Resolution n. 20, is the first author named at the beginning of this report, unless indicated otherwise at the end of the text. **Canada:** This information is being provided to you for information purposes only and is not, and under no circumstances should be construed as, an advertisement, offering or solicitation by Goldman Sachs & Co. LLC for purchasers of securities in Canada to trade in any Canadian security. Goldman Sachs & Co. LLC is not registered as a dealer in any jurisdiction in Canada under applicable Canadian securities laws and generally is not permitted to trade in Canadian securities and may be prohibited from selling certain securities and products in certain jurisdictions in Canada. If you wish to trade in any Canadian securities or other products in Canada please contact Goldman Sachs Canada Inc., an affiliate of The Goldman Sachs Group Inc., or another registered Canadian dealer. **Hong Kong:** Further information on the securities of covered companies referred to in this research may be obtained on request from Goldman Sachs (Asia) L.L.C. **India:** Further information on the subject company or companies referred to in this research may be obtained from Goldman Sachs (India) Securities Private Limited, Research Analyst - SEBI Registration Number INH000001493, 951-A, Rational House, Appasaheb Marathe Marg, Prabhadevi, Mumbai 400 025, India, Corporate Identity Number U74140MH2006FTC160634, Phone +91 22 6616 9000, Fax +91 22 6616 9001. Goldman Sachs may beneficially own 1% or more of the securities (as such term is defined in clause 2 (h) the Indian Securities Contracts (Regulation) Act, 1956) of the subject company or companies referred to in this research report. **Japan:** See below. **Korea:** This research, and any access to it, is intended only for "professional investors" within the meaning of the Financial Services and Capital Markets Act, unless otherwise agreed by Goldman Sachs. Further information on the subject company or companies referred to in this research may be obtained from Goldman Sachs (Asia) L.L.C., Seoul Branch. **New Zealand:** Goldman Sachs New Zealand Limited and its affiliates are neither "registered banks" nor "deposit takers" (as defined in the Reserve Bank of New Zealand Act 1989) in New Zealand. This research, and any access to it, is intended for "wholesale clients" (as defined in the Financial Advisers Act 2008) unless otherwise agreed by Goldman Sachs. A copy of certain Goldman Sachs Australia and New Zealand disclosure of interests is available at: <https://www.goldmansachs.com/disclosures/australia-new-zealand/index.html>. **Russia:** Research reports distributed in the Russian Federation are not advertising as defined in the Russian legislation, but are information and analysis not having product promotion as their main purpose and do not provide appraisal within the meaning of the Russian legislation on appraisal activity. Research reports do not constitute a personalized investment recommendation as defined in Russian laws and regulations, are not addressed to a specific client, and are prepared without analyzing the financial circumstances, investment profiles or risk profiles of clients. Goldman Sachs assumes no responsibility for any investment decisions that may be taken by a client or any other person based on this research report. **Singapore:** Goldman Sachs (Singapore) Pte. (Company Number: 198602165W), which is regulated by the Monetary Authority of Singapore, accepts legal responsibility for this research, and should be contacted with respect to any matters arising from, or in connection with, this research. **Taiwan:** This material is for reference only and must not be reprinted without permission. Investors should carefully consider their own investment risk. Investment results are the responsibility of the individual investor. **United Kingdom:** Persons who would be categorized as retail clients in the United Kingdom, as such term is defined in the rules of the Financial Conduct Authority, should read this research in conjunction with prior Goldman Sachs research on the covered companies referred to herein and should refer to the risk warnings that have been sent to them by Goldman Sachs International. A copy of these risks warnings, and a glossary of certain financial terms used in this report, are available from Goldman Sachs International on request.

European Union and United Kingdom: Disclosure information in relation to Article 6 (2) of the European Commission Delegated Regulation (EU) (2016/958) supplementing Regulation (EU) No 596/2014 of the European Parliament and of the Council (including as that Delegated Regulation is implemented into United Kingdom domestic law and regulation following the United Kingdom's departure from the European Union and the European Economic Area) with regard to regulatory technical standards for the technical arrangements for objective presentation of investment recommendations or other information recommending or suggesting an investment strategy and for disclosure of particular interests or indications of

conflicts of interest is available at <https://www.gs.com/disclosures/europeanpolicy.html> which states the European Policy for Managing Conflicts of Interest in Connection with Investment Research.

Japan: Goldman Sachs Japan Co., Ltd. is a Financial Instrument Dealer registered with the Kanto Financial Bureau under registration number Kinsho 69, and a member of Japan Securities Dealers Association, Financial Futures Association of Japan and Type II Financial Instruments Firms Association. Sales and purchase of equities are subject to commission pre-determined with clients plus consumption tax. See company-specific disclosures as to any applicable disclosures required by Japanese stock exchanges, the Japanese Securities Dealers Association or the Japanese Securities Finance Company.

Global product; distributing entities

The Global Investment Research Division of Goldman Sachs produces and distributes research products for clients of Goldman Sachs on a global basis. Analysts based in Goldman Sachs offices around the world produce research on industries and companies, and research on macroeconomics, currencies, commodities and portfolio strategy. This research is disseminated in Australia by Goldman Sachs Australia Pty Ltd (ABN 21 006 797 897); in Brazil by Goldman Sachs do Brasil Corretora de Títulos e Valores Mobiliários S.A.; Public Communication Channel Goldman Sachs Brazil: 0800 727 5764 and / or contatogoldmanbrasil@gs.com. Available Weekdays (except holidays), from 9am to 6pm. Canal de Comunicação com o Público Goldman Sachs Brasil: 0800 727 5764 e/ou contatogoldmanbrasil@gs.com. Horário de funcionamento: segunda-feira à sexta-feira (exceto feriados), das 9h às 18h; in Canada by Goldman Sachs & Co. LLC; in Hong Kong by Goldman Sachs (Asia) L.L.C.; in India by Goldman Sachs (India) Securities Private Ltd.; in Japan by Goldman Sachs Japan Co., Ltd.; in the Republic of Korea by Goldman Sachs (Asia) L.L.C., Seoul Branch; in New Zealand by Goldman Sachs New Zealand Limited; in Russia by OOO Goldman Sachs; in Singapore by Goldman Sachs (Singapore) Pte. (Company Number: 198602165W); and in the United States of America by Goldman Sachs & Co. LLC. Goldman Sachs International has approved this research in connection with its distribution in the United Kingdom.

Effective from the date of the United Kingdom's departure from the European Union and the European Economic Area ("Brexit Day") the following information with respect to distributing entities will apply:

Goldman Sachs International ("GSI"), authorised by the Prudential Regulation Authority ("PRA") and regulated by the Financial Conduct Authority ("FCA") and the PRA, has approved this research in connection with its distribution in the United Kingdom.

European Economic Area: GSI, authorised by the PRA and regulated by the FCA and the PRA, disseminates research in the following jurisdictions within the European Economic Area: the Grand Duchy of Luxembourg, Italy, the Kingdom of Belgium, the Kingdom of Denmark, the Kingdom of Norway, the Republic of Finland, the Republic of Cyprus and the Republic of Ireland; GS - Succursale de Paris (Paris branch) which, from Brexit Day, will be authorised by the French Autorité de contrôle prudentiel et de résolution ("ACPR") and regulated by the Autorité de contrôle prudentiel et de résolution and the Autorité des marchés financiers ("AMF") disseminates research in France; GSI - Sucursal en España (Madrid branch) authorized in Spain by the Comisión Nacional del Mercado de Valores disseminates research in the Kingdom of Spain; GSI - Sweden Bankfilial (Stockholm branch) is authorized by the SFSÅ as a "third country branch" in accordance with Chapter 4, Section 4 of the Swedish Securities and Market Act (Sw. lag (2007:528) om värdepappersmarknaden) disseminates research in the Kingdom of Sweden; Goldman Sachs Bank Europe SE ("GSBE") is a credit institution incorporated in Germany and, within the Single Supervisory Mechanism, subject to direct prudential supervision by the European Central Bank and in other respects supervised by German Federal Financial Supervisory Authority (Bundesanstalt für Finanzdienstleistungsaufsicht, BaFin) and Deutsche Bundesbank and disseminates research in the Federal Republic of Germany and those jurisdictions within the European Economic Area where GSI is not authorised to disseminate research and additionally, GSBE, Copenhagen Branch filial af GSBE, Tyskland, supervised by the Danish Financial Authority disseminates research in the Kingdom of Denmark; GSBE - Sucursal en España (Madrid branch) subject (to a limited extent) to local supervision by the Bank of Spain disseminates research in the Kingdom of Spain; GSBE - Succursale Italia (Milan branch) to the relevant applicable extent, subject to local supervision by the Bank of Italy (Banca d'Italia) and the Italian Companies and Exchange Commission (Commissione Nazionale per le Società e la Borsa "Consob") disseminates research in Italy; GSBE - Succursale de Paris (Paris branch), supervised by the AMF and by the ACPR disseminates research in France; and GSBE - Sweden Bankfilial (Stockholm branch), to a limited extent, subject to local supervision by the Swedish Financial Supervisory Authority (Finansinspektionen) disseminates research in the Kingdom of Sweden.

General disclosures

This research is for our clients only. Other than disclosures relating to Goldman Sachs, this research is based on current public information that we consider reliable, but we do not represent it is accurate or complete, and it should not be relied on as such. The information, opinions, estimates and forecasts contained herein are as of the date hereof and are subject to change without prior notification. We seek to update our research as appropriate, but various regulations may prevent us from doing so. Other than certain industry reports published on a periodic basis, the large majority of reports are published at irregular intervals as appropriate in the analyst's judgment.

Goldman Sachs conducts a global full-service, integrated investment banking, investment management, and brokerage business. We have investment banking and other business relationships with a substantial percentage of the companies covered by our Global Investment Research Division. Goldman Sachs & Co. LLC, the United States broker dealer, is a member of SIPC (<https://www.sipc.org>).

Our salespeople, traders, and other professionals may provide oral or written market commentary or trading strategies to our clients and principal trading desks that reflect opinions that are contrary to the opinions expressed in this research. Our asset management area, principal trading desks and investing businesses may make investment decisions that are inconsistent with the recommendations or views expressed in this research.

We and our affiliates, officers, directors, and employees, will from time to time have long or short positions in, act as principal in, and buy or sell, the securities or derivatives, if any, referred to in this research, unless otherwise prohibited by regulation or Goldman Sachs policy.

The views attributed to third party presenters at Goldman Sachs arranged conferences, including individuals from other parts of Goldman Sachs, do not necessarily reflect those of Global Investment Research and are not an official view of Goldman Sachs.

Any third party referenced herein, including any salespeople, traders and other professionals or members of their household, may have positions in the products mentioned that are inconsistent with the views expressed by analysts named in this report.

This research is focused on investment themes across markets, industries and sectors. It does not attempt to distinguish between the prospects or performance of, or provide analysis of, individual companies within an industry or sector we describe.

Any trading recommendation in this research relating to an equity or credit security or securities within an industry or sector is reflective of the investment theme being discussed and is not a recommendation of any such security in isolation.

This research is not an offer to sell or the solicitation of an offer to buy any security in any jurisdiction where such an offer or solicitation would be illegal. It does not constitute a personal recommendation or take into account the particular investment objectives, financial situations, or needs of individual clients. Clients should consider whether any advice or recommendation in this research is suitable for their particular circumstances and, if appropriate, seek professional advice, including tax advice. The price and value of investments referred to in this research and the income from them may fluctuate. Past performance is not a guide to future performance, future returns are not guaranteed, and a loss of original capital may occur. Fluctuations in exchange rates could have adverse effects on the value or price of, or income derived from, certain investments.

Certain transactions, including those involving futures, options, and other derivatives, give rise to substantial risk and are not suitable for all investors. Investors should review current options and futures disclosure documents which are available from Goldman Sachs sales representatives or at <https://www.theocc.com/about/publications/character-risks.jsp> and https://www.fiadocumentation.org/fia/regulatory-disclosures_1/fia-uniform-futures-and-options-on-futures-risk-disclosures-booklet-pdf-version-2018. Transaction costs may be significant in option strategies calling for multiple purchase and sales of options such as spreads. Supporting documentation will be supplied upon request.

Differing Levels of Service provided by Global Investment Research: The level and types of services provided to you by the Global Investment Research division of GS may vary as compared to that provided to internal and other external clients of GS, depending on various factors including your individual preferences as to the frequency and manner of receiving communication, your risk profile and investment focus and perspective (e.g., marketwide, sector specific, long term, short term), the size and scope of your overall client relationship with GS, and legal and regulatory constraints. As an example, certain clients may request to receive notifications when research on specific securities is published, and certain clients may request that specific data underlying analysts' fundamental analysis available on our internal client websites be delivered to them electronically through data feeds or otherwise. No change to an analyst's fundamental research views (e.g., ratings, price targets, or material changes to earnings estimates for equity securities), will be communicated to any client prior to inclusion of such information in a research report broadly disseminated through electronic publication to our internal client websites or through other means, as necessary, to all clients who are entitled to receive such reports.

All research reports are disseminated and available to all clients simultaneously through electronic publication to our internal client websites. Not all research content is redistributed to our clients or available to third-party aggregators, nor is Goldman Sachs responsible for the redistribution of our research by third party aggregators. For research, models or other data related to one or more securities, markets or asset classes (including related services) that may be available to you, please contact your GS representative or go to <https://research.gs.com>.

Disclosure information is also available at <https://www.gs.com/research/hedge.html> or from Research Compliance, 200 West Street, New York, NY 10282.

© 2022 Goldman Sachs.

No part of this material may be (i) copied, photocopied or duplicated in any form by any means or (ii) redistributed without the prior written consent of The Goldman Sachs Group, Inc.