

# BRICs Monthly

Issue No: 06/06

October 18, 2006



GS GLOBAL ECONOMIC WEBSITE Economic Research from the GS Institutional Portal at <https://portal.gs.com>

## Why the BRICs Dream Won't Be Green

Sandra Lawson  
sandra.lawson@gs.com  
+1 212 902 6821

David R. Heacock  
david.heacock@gs.com  
+1 212 357 7621

Anna Stupnytska  
anna.stupnytska@gs.com  
+44 (0)20 7774 5061

**Balancing economic development with environmental protection is already—and will remain—a major challenge to our 'BRICs Dream.' Urbanization, industrialization and intensive agriculture mean that pressures on the environment are unlikely to abate for decades.**

Will breakneck growth in the BRICs result in environmental catastrophe? Will environmental degradation ultimately slow the BRICs' growth and the pace of poverty alleviation? These are among the most frequently asked questions about the long-term challenges to our BRICs projections.

In this issue, we examine a range of environmental challenges facing these countries. Urbanization and industrialization are the main 'culprits,' but agriculture is also a source of pressure on the environment.

The unstoppable trend of **urbanization** brings increasing strains on land and water resources. Although Brazil and Russia are already nearly as urban as the G6 (in some cases more so), India and China will face significant growth in their urban populations over the next 25 years. By 2030, the urban share is projected to increase by 50% in China and by 40% in India.

**Air pollution** is a burgeoning problem and a predictable consequence of the BRICs' growth, given that they are passing through the most energy-intensive phase of development. China is projected to outpace the US as the world's largest carbon dioxide emitter in less than a decade. Fueled by 4% annual growth in CO2 emissions, China's CO2 emissions are projected to be one-third higher than those of the US in 2030, even before the Chinese economy surpasses the US. India's CO2 emissions could be nearly twice as high as Japan's in 2030.

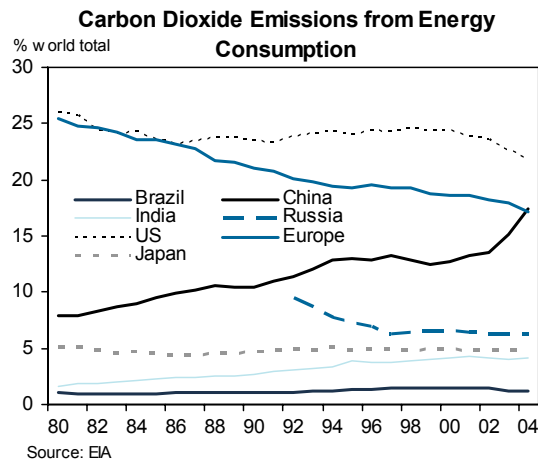
One way to satisfy the BRICs' rising energy demand would be to reduce reliance on traditional fuels. This can be achieved by improving energy efficiency and by switching towards **alternative energy sources**.

BRICs' consumption of hydroelectricity and other renewable energy is projected to more than double from current levels by 2030, when it will account for one-third of the world total. Expansion in hydropower is likely to be the main driver, particularly in China and India, but hydroelectric projects typically bring a number of negative environmental impacts. Brazil's natural resources also give it scope to increase its reliance on hydropower, ethanol, solar and other alternatives, but it currently has limited scope to undertake the investment needed.

**Agriculture** too imposes its share of costs on the environment. Agriculture accounts for the vast majority of fresh water withdrawn from the ground in India and China. Even so, only one-third of the cropland in these countries is irrigated, suggesting that agriculture's draw on water resources could intensify. Brazil is perhaps most at risk on this front, since agriculture accounts for 60% of fresh-water consumption, but less than 5% of its cropland is irrigated.

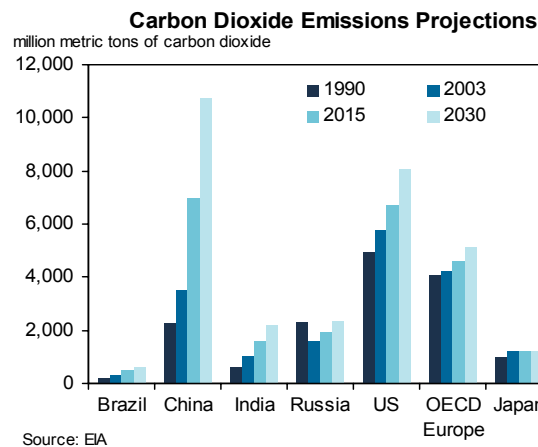
**Companies** with exposure to environmental opportunities in the BRICs include GE, Danaher, Siemens, Alstom, Petrobras, CVRD, Suntech, Suzlon, REpower, Vestas, Gamesa, D1 Oils, and ErSol.

**Goldman  
Sachs**



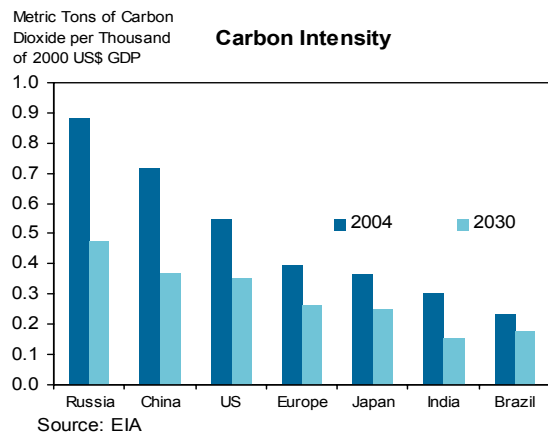
### BRICs' Share of Carbon Emissions Is Rising

- The global pattern of CO<sub>2</sub> emissions is shifting as developing countries industrialize while advanced economies shift towards less energy-intensive sectors.
- The developing world already emits nearly half of the world total of CO<sub>2</sub> emissions, with the BRICs alone responsible for nearly 30% of the global total. This is largely thanks to China, where the share has more than doubled since 1980. The collapse of the Soviet Union led to a sharp decline in Russia's industrial base and thus emissions from energy consumption; in 2004 emissions were still just 80% of the 1992 level.



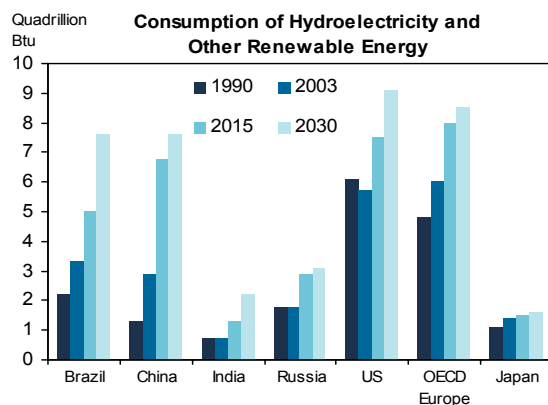
### BRICs CO<sub>2</sub> Emissions to Exceed G6 Share by 2025 ...

- Thanks to strong growth in the energy-intensive industrial and transport sectors, China is projected to overtake the US in terms of carbon dioxide emissions by 2015. By 2030, China is expected to account for nearly one-quarter of the world total, compared with 19% in the US.
- At the other end of the scale, Russia's emissions are only projected to return to Soviet-era levels in 2030, placing it on a par with India, at 5% of the world total. Brazil will not be a major player; its share of world CO<sub>2</sub> emissions is forecast to remain steady at 1.4%.



### ... But Carbon Intensity Is Expected to Fall ...

- Russia and China have the most carbon-intensive economies, with the two other BRICs lagging the G6 countries. India and China are expected to make the most progress in reducing carbon intensity over time, nearly halving it by 2030. This is likely to reflect rapid economic growth rather than a switch to less carbon-intensive fuels.
- By 2030 carbon intensity is projected to decline across the board, resulting from generally higher investments in improving the efficiency of energy use and a gradual switch from oil and coal to natural gas and renewables.



### ... and Renewables Will Play a Bigger Role

- High prices of traditional fuels, emissions concerns and rising energy demand from the developing world will encourage greater reliance on hydroelectricity and other renewables. Global energy consumption from these sources is projected to nearly double between 2003 and 2030, though their share in total energy consumption is projected to rise only slightly, from 7.8% to 8.6%.
- Brazil already uses nearly as much hydroelectricity as China and the US, despite the size and income differentials. Brazil also has the environmental resources to expand capacity further, but it currently lacks the financial resources to do so.

\* EIA reference case projections are based on US and foreign government laws in effect on January 1, 2006. Source: EIA

### BRICs Urbanization Moving Toward G6 Levels

- Urbanization will remain a dominant feature of the BRICs development—and of their environmental challenges—in the decades ahead. 57% of the BRICs population now live in urban areas, up from 42% in 1975. The BRICs’ urban population is projected to reach an average 68% in 2030—still lower than the current G6 average of 78%.
- Urbanization typically brings environmental issues including water and air pollution, waste disposal and traffic congestion. These challenges will be especially acute in China and India, where the urban share is projected to rise sharply over the next 25 years, from 41% to 61% in China and from 29% to 41% in India.

### Agricultural Water Usage Split in the BRICs ...

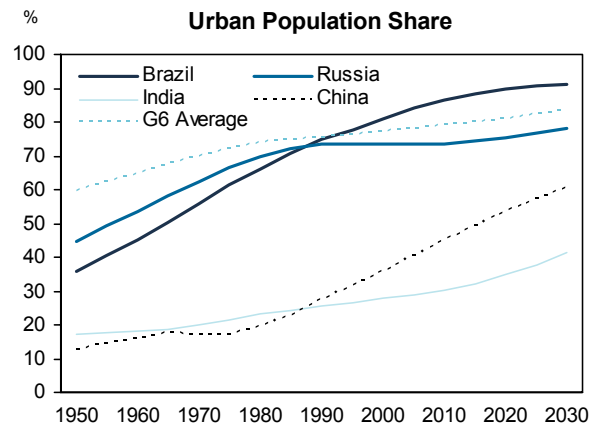
- Developing and urbanizing countries face a dual challenge of supporting intensive agriculture while preserving fresh-water supplies. According to the UN’s FAO, the 20% of the world’s cropland that is irrigated accounts for 40% of total food production. Worldwide, 70% of total fresh-water withdrawal goes to irrigation.
- The BRICs show a sharp divergence: one-third of the cropland is irrigated in historically agricultural China and India; in Brazil and Russia, the figure is less than 5%. China’s agricultural water use is more efficient than India’s: agriculture in China draws only 68% of total water usage, compared with 86% in India.

### ... Along With Fertilizer Usage

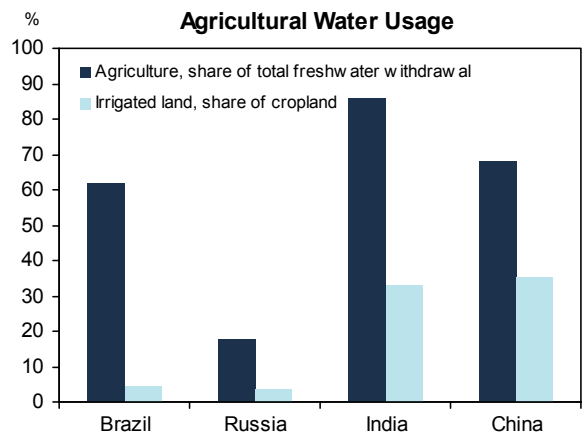
- The FAO estimates that irrigated crop production will need to increase by 80% by 2030 in order to match demand from the developing world. At the same time, it expects irrigated land water use to rise by just 12%, increasing the need for fertilizers to boost crop efficiency.
- Fertilizer usage explains some of the divergence between agricultural efficiency in China and India. China uses 2.8 times as much fertilizer per hectare as India. While this boosts agricultural yields and thus supports urbanization, it raises the risks of water pollution in both the countryside and the city.

### Trade-off Between Biodiversity and Wealth

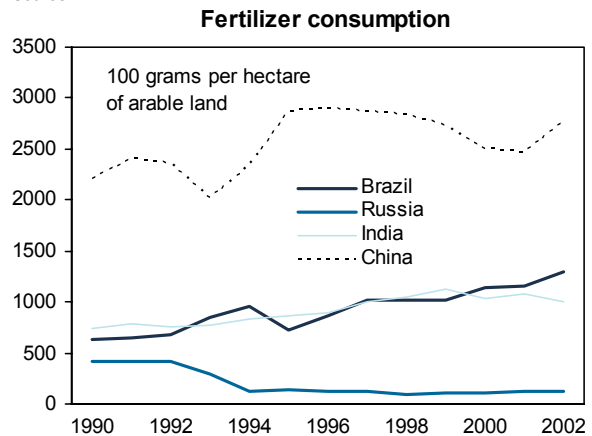
- Biodiversity is a critical aspect of environmental sustainability. Well-managed ecosystems contribute to poverty alleviation and a sustainable environment. Although industrialization tends to be achieved at the expense of the environment, the trade-off between growth and the environment becomes more balanced as countries grow richer.
- This is visible in the BRICs and the G3 in measures of shares of threatened species and income per capita. India, poorest of the group, has the highest share (over 20%) of mammals under threat, while US has the lowest share (9%).



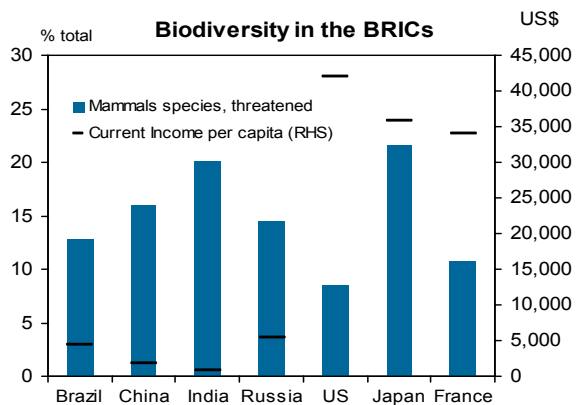
Source: UN Population Division



Source: WDI



Source: WDI

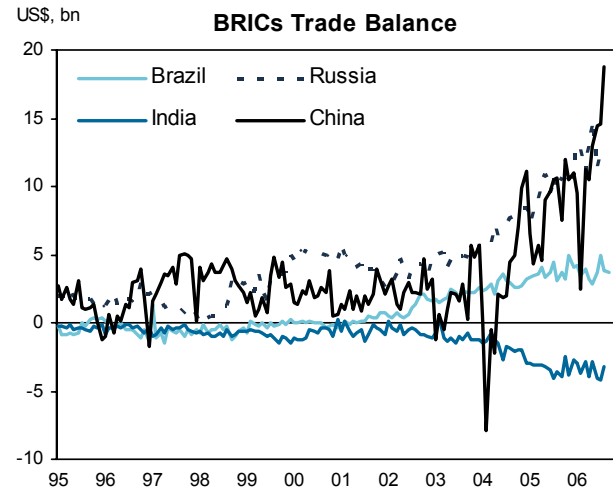
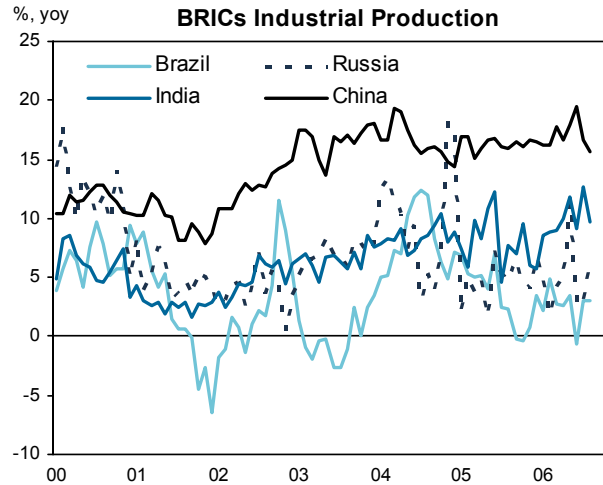


Source: World Bank

# Activity and Financial Market Indicators in the BRICs

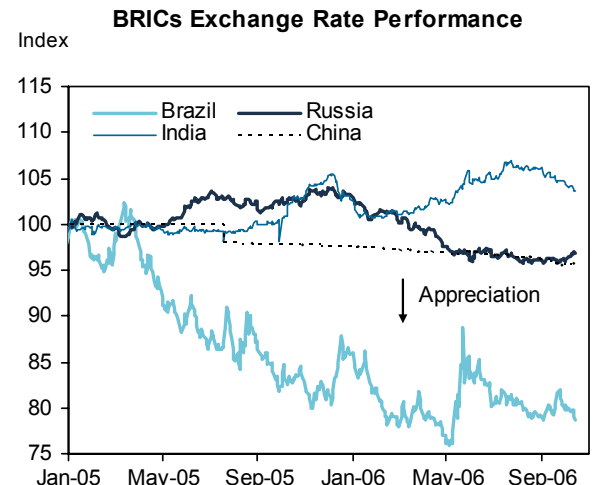
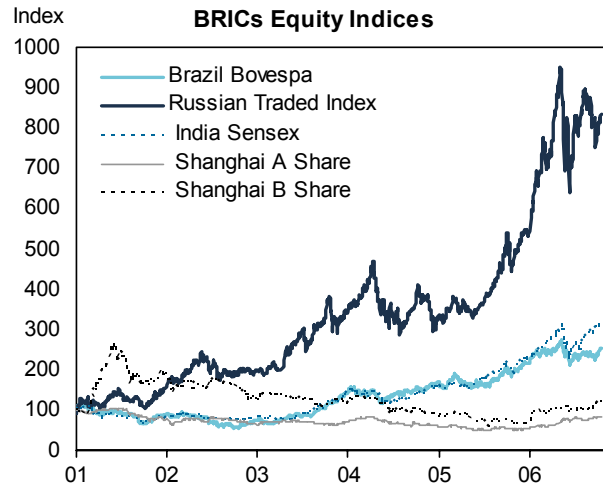
*BRICs industrial production was mixed in August. IP accelerated in Brazil and Russia but surprised on the downside in both China and India.*

*China posted a fourth consecutive record trade surplus in August, while Russia also printed another strong surplus. India's trade balance improved slightly.*



*BRICs equity markets have remained on a general upward trend since September, with the exception of Russia, where oil prices have weighed on performance.*

*The Indian Rupee has been the big mover since September, appreciating over 3%. After a rocky start, the BRL has again gained momentum.*



Copyright 2006 The Goldman Sachs Group, Inc. All rights reserved.

This material should not be construed as an offer to sell or the solicitation of an offer to buy any security in any jurisdiction where such an offer or solicitation would be illegal. We are not soliciting any action based on this material. It is for the general information of clients of The Goldman Sachs Group, Inc. It does not constitute a personal recommendation or take into account the particular investment objectives, financial situations, or needs of individual clients. Before acting on any advice or recommendation in this material, clients should consider whether it is suitable for their particular circumstances and, if necessary, seek professional advice. The price and value of the investments referred to in this material and the income from them may go down as well as up, and investors may realize losses on any investments. Past performance is not a guide to future performance. Future returns are not guaranteed, and a loss of original capital may occur. The Goldman Sachs Group, Inc. does not provide tax advice to its clients, and all investors are strongly advised to consult with their tax advisers regarding any potential investment. Certain transactions - including those involving futures, options, and other derivatives as well as non-investment-grade securities - give rise to substantial risk and are not suitable for all investors. The material is based on information that we consider reliable, but we do not represent that it is accurate or complete, and it should not be relied on as such. Opinions expressed are our current opinions as of the date appearing on this material only.

We endeavor to update on a reasonable basis the information discussed in this material, but regulatory, compliance, or other reasons may prevent us from doing so. We and our affiliates, officers, directors, and employees, including persons involved in the preparation or issuance of this material, may from time to time have "long" or "short" positions in, and buy or sell the securities or derivatives (including options) thereof of companies mentioned herein. For purposes of calculating whether The Goldman Sachs Group, Inc. beneficially owns or controls, including having the right to vote for directors, 1% of more of a class of the common equity security of the subject issuer of a research report, The Goldman Sachs Group, Inc. includes all derivatives that, by their terms, give a right to acquire the common equity security within 60 days through the conversion or exercise of a warrant, option, or other right but does not aggregate accounts managed by Goldman Sachs Asset Management. No part of this material may be (i) copied, photocopied, or duplicated in any form by any means or (ii) redistributed without The Goldman Sachs Group, Inc.'s prior written consent.

The Global Investment Research Division of Goldman Sachs produces and distributes research products for clients of Goldman Sachs, and pursuant to certain contractual arrangements, on a global basis. Analysts based in Goldman Sachs offices around the world produce equity research on industries and companies, and research on macroeconomics, currencies, commodities and portfolio strategy.

This research is disseminated in Australia by Goldman Sachs JBWere Pty Ltd (ABN 21 006 797 897) on behalf of Goldman Sachs; in Canada by Goldman Sachs Canada Inc. regarding Canadian equities and by Goldman Sachs & Co. (all other research); in Germany by Goldman Sachs & Co. oHG; in Hong Kong by Goldman Sachs (Asia) L.L.C.; in Japan by Goldman Sachs Japan Co., Ltd; in the Republic of Korea by Goldman Sachs (Asia) L.L.C., Seoul Branch; in New Zealand by Goldman Sachs JBWere (NZ) Limited on behalf of Goldman Sachs; in Singapore by Goldman Sachs (Singapore) Pte. (Company Number: 198602165W); and in the United States of America by Goldman Sachs & Co. Goldman Sachs International has approved this research in connection with its distribution in the United Kingdom and European Union. This material has been issued by The Goldman Sachs Group, Inc. and/or one of its affiliates and has been approved for the purposes of section 21 of the Financial Services and Markets Act 2000 by Goldman Sachs International, which is regulated by the Financial Services Authority, in connection with its distribution in the United Kingdom, and by Goldman Sachs Canada, in connection with its distribution in Canada. Goldman Sachs International and its non-US affiliates may, to the extent permitted under applicable law, have acted on or used this research, to the extent that it relates to non-US issuers, prior to or immediately following its publication. Foreign-currency-denominated securities are subject to fluctuations in exchange rates that could have an adverse effect on the value or price of, or income derived from, the investment. In addition, investors in securities such as ADRs, the values of which are influenced by foreign currencies, effectively assume currency risk. In addition, options involve risk and are not suitable for all investors. Please ensure that you have read and understood the current options disclosure document before entering into any options transactions.

Further information on any of the securities mentioned in this material may be obtained on request, and for this purpose, persons in Italy should contact Goldman Sachs S.I.M. S.p.A. in Milan or its London branch office at 133 Fleet Street; persons in Hong Kong should contact Goldman Sachs (Asia) L.L.C. at 2 Queen's Road Central; persons in Australia should contact Goldman Sachs JBWere Pty Ltd. (ABN 21 006 797 897), and persons in New Zealand should contact Goldman Sachs JBWere (NZ) Ltd. Persons who would be categorized as private customers in the United Kingdom, as such term is defined in the rules of the Financial Services Authority, should read this material in conjunction with the last published reports on the companies mentioned herein and should refer to the risk warnings that have been sent to them by Goldman Sachs International. A copy of these risk warnings is available from the offices of Goldman Sachs International on request. A glossary of certain of the financial terms used in this material is also available on request. Derivatives research is not suitable for private customers. Unless governing law permits otherwise, you must contact a Goldman Sachs entity in your home jurisdiction if you want to use our services in effecting a transaction in the securities mentioned in this material.